

# BladeCASSETTE

3in1 | Blade Remover

## Instructions for Use

QLICKSMART Pty Ltd.

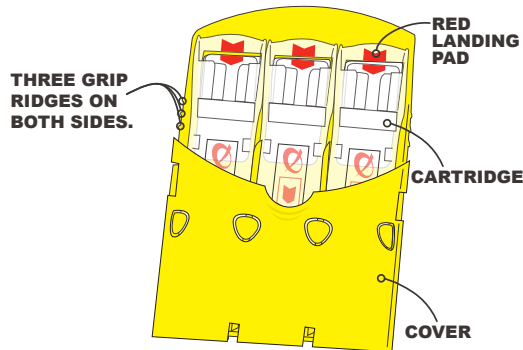
+61-7-3844-1182 T

+61-7-3844-1183 F

mjs@qlicksmart.com | www.qlicksmart.com

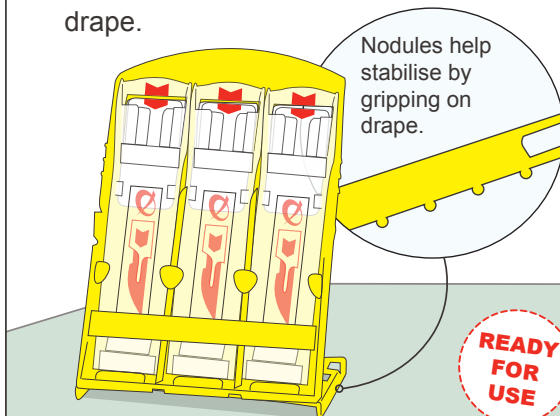
### PREPARE USING TWO HANDS:

1. Squeeze the grip ridges on the side of the cassette to release the cover.



2. Fold the cover back and lock in place.

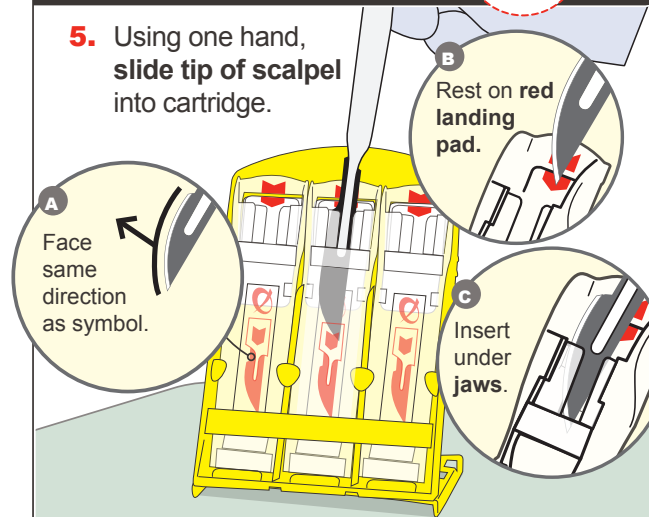
3. Place on drape.



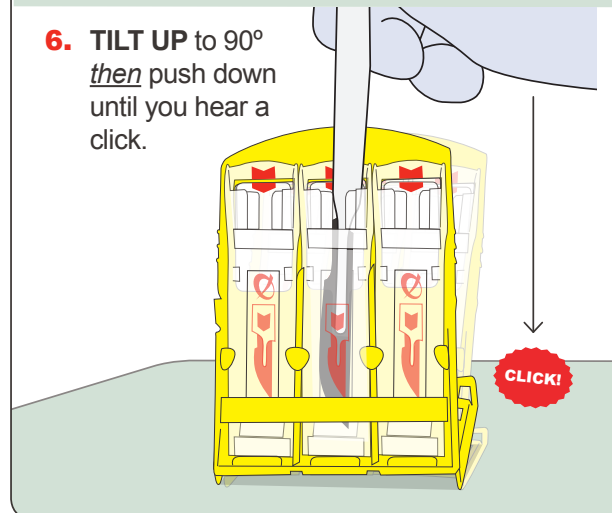
### ACTIVATE SINGLE HANDED:

**SINGLE  
HANDED  
ACTION**

5. Using one hand, slide tip of scalpel into cartridge.

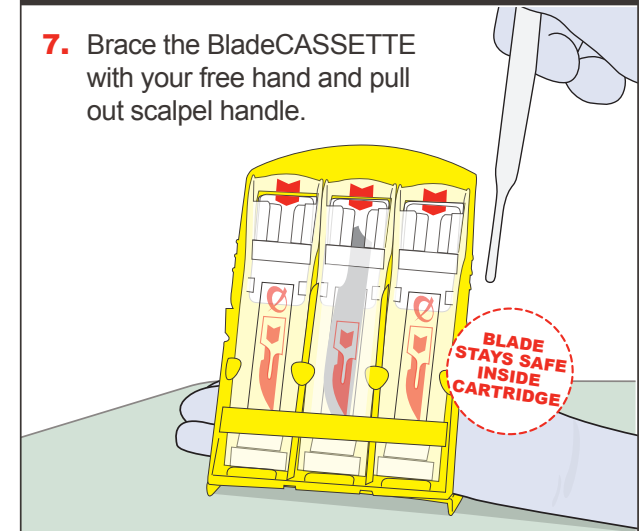


6. **TILT UP** to 90° *then* push down until you hear a click.



### SAFE TO USE TWO HANDS:

7. Brace the BladeCASSETTE with your free hand and pull out scalpel handle.



8. If necessary, repeat the same procedure to fill the remaining cartridges.

9. Ready for counting and later disposal in sharps bin.

